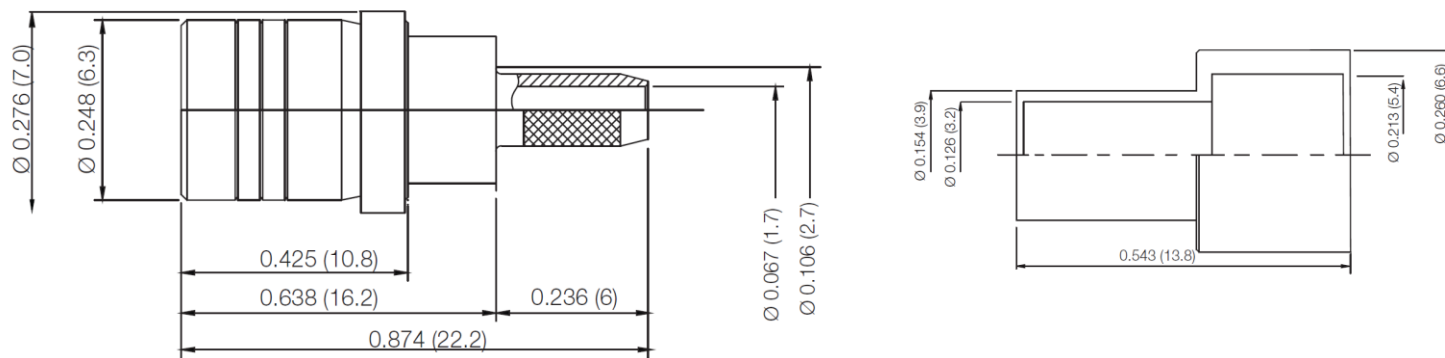


**Model 72981**  
**SMB Straight Plug Crimp, RG174, 188, 316**



**Snap-on coupling and small size for fast connect and disconnect**

**Features**

- DC – 4 GHz
- Small size and durability for RF coaxial applications
- Precision machined and gold-plated for low loss

**Materials**

- Body is machined brass with gold plating
- Center contacts
  - Plug is gold-plated brass
  - Jack is gold-plated beryllium copper
- High quality PTFE insulators
- Crimp Ferrules are annealed copper
- Silicone rubber gaskets

**Ordering Information**

Model: 72981  
SMB Straight Plug Crimp, RG174, 188, 316

**Specifications**

Impedance	50 Ω
Frequency Range	0 - 4 GHz
VSWR	1.3 max.
Working Voltage	335 Vrms max.
Dielectric Withstand Voltage	1000 Vrms
Center / Outer Contact Resistance	6 / 2.5 mΩ
Number of Insertions	500 cycles min.
Insulation Resistance	1000 MΩ
Temperature Range	-65°C to +165°C (-85°F to +329° F)

**USA:** Sales: 800-490-2361  
Technical Support: [technicalsupport@pomonatest.com](mailto:technicalsupport@pomonatest.com)  
**Europe:** 31-(0) 40 2675 150 **International:** 425-446-5500  
**Where to Buy:** [www.pomonaelectronics.com](http://www.pomonaelectronics.com)

All dimensions are in inches. Tolerances (except noted): .xx = ±.02" (.51 mm), .xxx = ±.005" (.127 mm). All specifications are to the latest revisions. Specifications are subject to change without notice. Registered trademarks are the property of their respective companies.

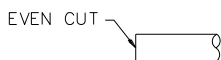
**Model 72981**  
**SMB Straight Plug Crimp, RG174, 188, 316**

**Cable Types and Crimp Die Information**

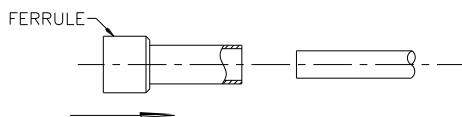
Connector Model #	Cable Groups	Crimp Die Cavity Size for Outer Ferrule
72981	RG174, 188, 316	0.128" (3.3mm)

**Cable Assembly Instructions**

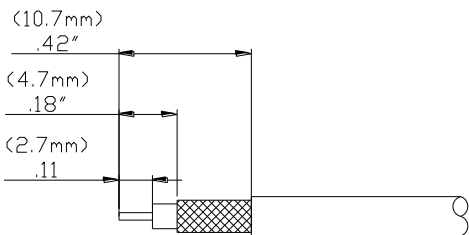
1. CUT CABLE END EVENLY AND PERPENDICULAR.



2. SLIDE OUTER FERRULE OVER CABLE END.

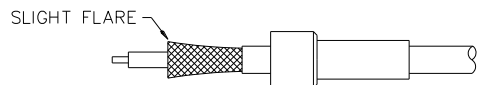


3. STRIP CABLE JACKET, BRAID, AND DIELECTRIC TO SPECIFICATION LENGTHS.

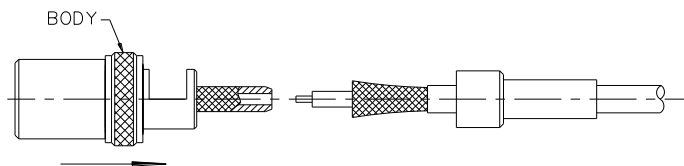


RECOMMENDED STRIP LENGTHS

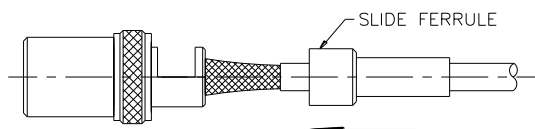
4. FLARE BRAID END SLIGHTLY.



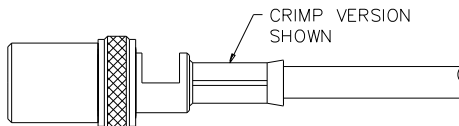
5. SLIDE CONNECTOR BODY OVER CENTER CONDUCTOR, DIELECTRIC AND UNDER BRAID.



6. SLIDE OUTER FERRULE OVER BRAID AND UP AGAINST BODY ASSEMBLY.



7. CRIMP OUTER FERRULE WITH APPROPRIATE CRIMP TOOL.



USA: Sales: 800-490-2361  
 Technical Support: [technicalsupport@pomonatest.com](mailto:technicalsupport@pomonatest.com)  
 Europe: 31-(0) 40 2675 150 International: 425-446-5500  
 Where to Buy: [www.pomonaelectronics.com](http://www.pomonaelectronics.com)

All dimensions are in inches. Tolerances (except noted): .xx = ±.02" (.51 mm), .xxx = ±.005" (.127 mm). All specifications are to the latest revisions. Specifications are subject to change without notice. Registered trademarks are the property of their respective companies.